



Yes, you can.®

Stackable goods for Invacare Rea AB with delivery clause Ex works:

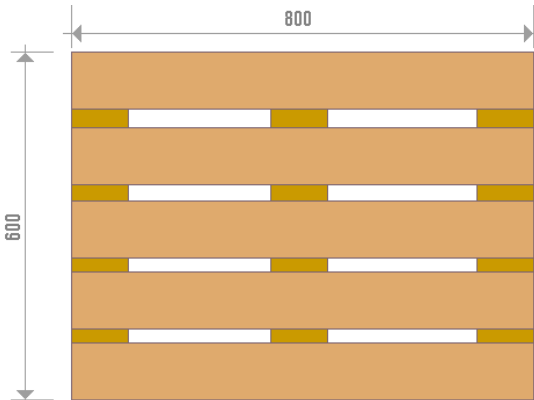
General Instructions

To achieve efficient planning follow instructions below.

1. Use Pallet/ Loadcarrier (if GW of goods exceed 30 kg)

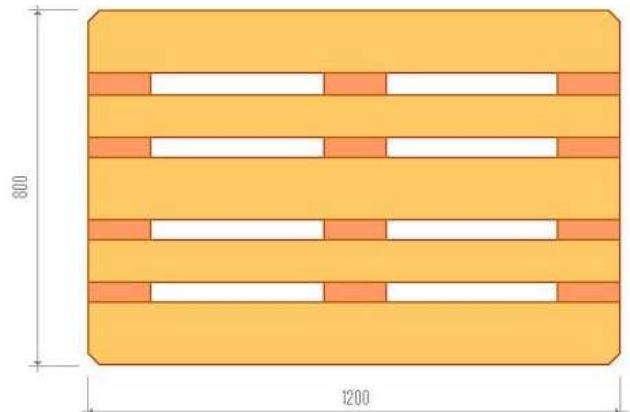
The pallets on which you will deliver goods are:

Approved Half- pallet (EUR6 -pallet)



/

Approved EUR- pallet (EUR2-pallet):



2. Stackable Pallet: (If the goods are packed and approved to handle stacking)

A, Create a stackable EUR-Pallet:(Max height: 1250 mm, max weight incl. load: 1000 kg)

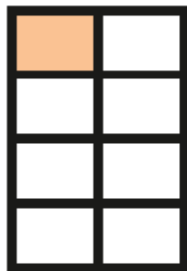

- Each layer must contain the same number of "outer packages".
- The finished pallet must be stable and easy to handle.
- A stackable pallet must at least be able to carry its own weight.
- Ex, of suitable sizes for outer packages (cartons):

600x400

300x400

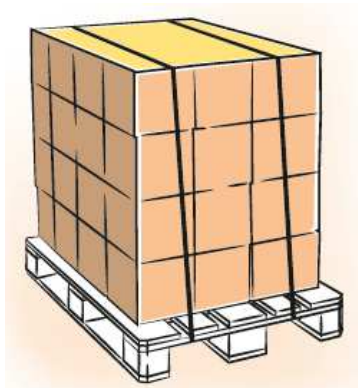
200x400

150x400



3. Load securing:

- The load must not stick outside the (edge/the surface) of the pallet
- Load securing must be adapted to the pallet (with eg, plastic tape / stretch film).



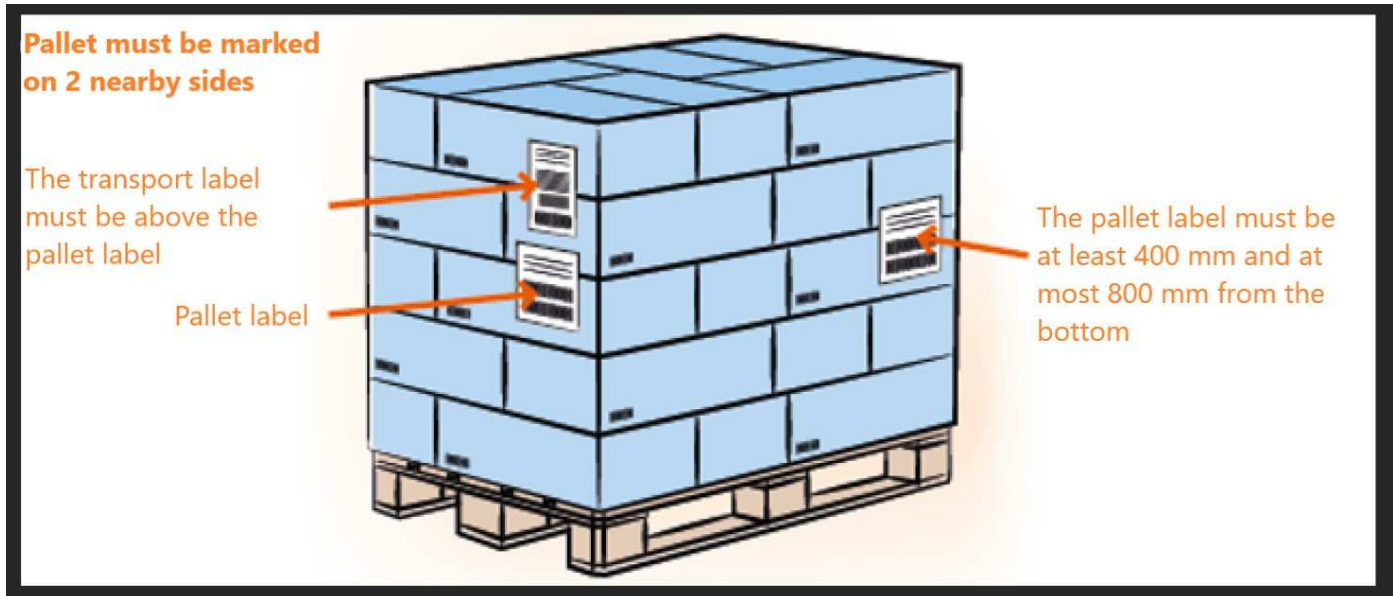
INNOVATION IN HEALTHCARE

Invacare® Rea AB

Box 200, Växjövägen 303, SE 343 75 Diö, Sweden
Phone: +46 476 535 00 Fax: +46 476 535 99

4. Goods marking of Pallet:

- Pallet must be marked on the outside of the plastic with 2 pcs of GS1 Logistic Labels (Pallet label) according barcode GS1-128.
- Shipments with pallet collar must be marked with label at the bottom of the 1st collar.



5. Delivery note:

The supplier must send with an original delivery note and a copy via email to Invacare Rea.

6. When loading & if using "double-stacked" pallets:

- The pallet must be well packaged so that you can easily double-stack two pallets
- The outer packaging must withstand double stacking & must not be damaged.
- Maximum height for double stacking: 2500 mm. (2 pallets on top of each other).

7. Notification:

1st notification to be sent by email to: logistics.rea@invacare.com and contain:

- Supplier name & pick-up address.
- When goods are ready for pick-up.
- Total number of stackable pallets.
- Weight & dimensions for each individual colli
- Purchase order number
- Delivery note

8. Booking & Shipping documents:

- If you haven't received a booking confirmation within 24 h, send the 2nd notification only to: procurement.rea@invacare.com
- Booking and planned pick-up day is made by Invacare Rea.
- Transport labels for marking the goods are e-mailed from logistics.rea@invacare.com or procurement.rea@invacare.com
- The supplier labels the goods with the correct transport labels and the goods are picked up with the selected forwarder (see CMR document).
- The transport label should be placed above the pallet label.

INNOVATION IN HEALTHCARE