



Invacare® | **Orion**®

Stable, Trusty, Durable

Trusted Solutions,
Passionate People



With a focus on safety and reliability, the **Orion** is equipped with multiple features to ensure a safe and easy ride. Imagine being able to undertake long journeys in complete safety and comfort. Whether you enjoy a daily trip to the shops or love to travel further afield, the *Invacare Orion* gives you freedom of independence. Combining ergonomics with style, **Orion** is the obvious choice for a relaxing, reliable drive.



Go further for longer

Whatever the terrain, you'll enjoy a controlled and sturdy drive. Let the powerful motor, fully suspended chassis and big wheels take you smoothly over obstacles or uneven ground. The large batteries ensure plenty of capacity to enjoy excursions away from home. A unique lighting system includes an easily visible DUAL-bulb headlight, automatic indicators and an integrated heavy-duty brake light for safety.

Trustworthy and dependable

The **Orion** is equipped with an electronic speed reduction feature that automatically reduces speed round bends, ensuring safe, comfortable manoeuvres at all times. Intelligent electronics offer a visual and audio warning when the batteries need charging. A two-step disengaging lever prevents the scooter from free-wheeling if knocked out of drive mode. The **Orion** has undergone extensive tests in the German independent TÜV test laboratory and complies with the Medical Device Standards for Europe.

Simplicity

By only using top quality components, we have made the **Orion** reliable and easy to service. Simply remove the top cover to access batteries, electronics, motor and cables. Electronics and the motor are protected from corrosion and water (splash protection) which safeguard the vital workings of the scooter against dirt and water preventing any unnecessary malfunction.

Features and accessories



Finite tiller movement

Users can easily adjust the tiller with a lever to suit their needs.



Ergonomic steering

Prevents fatigue in arms and hands during long trips.



Hand brake

Ensures immediate braking if required.



Brake light

Heavy duty brake lighting warns people that the scooter is slowing down.



Two-step disengaging lever

Prevents the scooter from accidentally free-wheeling.



Built-in anti-splash guards

Protects electronics and transaxle from dirt and water.



Automatic speed reduction

For added safety, the **Orion** automatically reduces speed around bends.



Suspension

A fully-suspended chassis provides a comfortable drive at all times.



Crutch & cane holder

Keeps your crutch or cane stable when on the move.



Lockable front box

Secure box for personal valuables.



Seat suspension module

Adds extra comfort during driving.



Cup holder

Stores a soft drink.



Heavy-duty storage cover

Keeps the scooter clean and dry.





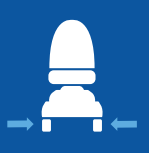











Off-board charging




Simply remove batteries to charge with the off-board charger kit.

Technical data

For more comprehensive pre-sales information about this product, including the product's user manual, please see your local Invacare website.

	Backrest width	Seat depth	Seat to floor height	Backrest height	Driving unit width	Total length	Empty weight
3 wheels	 510 mm	 470 mm	 420 - 495 mm	 510 mm	 625 mm	 1270 mm	 103 kg
4 wheels	510 mm	470 mm	420 - 495 mm	510 mm	625 mm	1290 mm	110 kg

	The heaviest part	Max. User weight	Battery capacity	Turning diameter	Max. Climbable obstacle height	Ground clearance	Max. Safe slope
3 wheels	 71 kg	 136 kg	 2 x 50 Ah	 2250 mm	 80 mm	 90 mm	 8°
4 wheels	78 kg	136 kg	2 x 50 Ah	2800 mm	80 mm	90 mm	12°

	Max. Driving distance	Max. Driving speed	Motor capacity
3 wheels	 42 km	 6 / 10 / 12 km/h	 240 W / 500 W ¹
4 wheels	42 km	6 / 10 / 12 km/h	10 km/h : 240 W / 600 W ¹ 12 km/h : 250 W / 1200 W ¹




Disclaimer

1. Peak performance

Colour of shrouds

Moonstone Silver



Onyx Blue




Ruby Red



Upholstery

Black Vinyl



Tel: +41 (0)22 354 60 10
Fax: +41 (0)22 354 60 11
hqeurope@invacare.com
www.invacare.eu.com

Invacare International Sàrl
Route de Cité-Ouest 2 - 1196 Gland
Switzerland

