

matrix[®]
SEATING SERIES

Flo-tech™ Contour



Designed for comfort and
improved posture



Yes, you can.

The surface of the Invacare **Matrix Flo-tech Contour** cushion is contoured into sections. Its design supports the user and increases pressure redistribution. The combination of improved posture and increased support surface area will contribute significantly to pressure ulcer prevention. This deep cushion is suitable for heavier users.

Moulded foam cushion

Moulding allows **Matrix Flo-tech** cushions to provide a three-dimensional form, which cannot be emulated in cut foam. Moulded foam is highly durable, increasing the product's longevity.

Contoured seating surface

Offers improved stability and postural support; castellations reduce shear and friction forces on tissue.

Features and Options



Ingress Resistant Cover

Cover is two-way stretch, water-resistant and vapour-permeable. Cover features an anti-slip base with carry handle.

Available in 83 sizes

The **Invacare Matrix Flo-tech Contour** is available in a range of 83 sizes, from 330 x 360 to 600 x 550 mm. (See size chart for details).

Integral Sag Compensator option






Option of sag compensator to accommodate the sag in wheelchair seats, and ensure the cushion is correctly presented.

Ultra-fresh™ added to all cushions for antimicrobial and odour protection

Antimicrobial treatment that has been added to all **Flo-tech** foam to help make it resistant to the growth of odour causing bacteria. Helps provide longer lasting freshness.

Technical data


For more comprehensive pre-sales information about this product, including the product's user manual, please see your local Invacare website.

	Various sizes	Height	Total product weight	Max. user weight ¹	Max. cleaning temperature
Matrix Flo-tech Contour	 A range of 83 sizes	 103 mm	 1.38 kg	 152 kg (191 kg on sizes 560 x 560 and 560 x 610 mm)	 80°

Manufactured to European Standards: BS EN 1021-1 Cig, BS EN 1021-1 Match, and BS 7176 (Crib 5)

1. Guide maximum user weight limits are set assuming that the cushion selected is of appropriate width and depth for the intended user/s.

Colours



Tel: +44 61 487 70 70
hqueurope@invacare.com
www.invacare.eu.com

Invacare International GmbH
Neuhofweg 51
4147 Aesch BL
Switzerland



Yes, you can.®