

AQUATEC®

Grab handles



Grab handles, support folding handles



Yes, you can.®



Invacare **H140 - H144**

- Grab handles made from high-quality plastic, particularly impact and scratch-resistant
- Available in five different lengths
- Ergonomically shaped for a comfortable grip



Invacare **H335**

- Space-saving: mounted on the wall and can be folded when not in use
- The support folding handle is locked in the upper position
- Also available with height-adjustable supporting leg for additional stability
- Supporting leg automatically folds in when the handle is folded upwards



Invacare **H345**



Invacare **H170 Stileo**



Invacare **H171 Stileo**



Invacare **H172 Stileo**

- Suction grab handle for the bath to support natural movement
- Simple and easy assembly using vacuum lever
- Ergonomical shape and structured surface ensures a secure grip, available in two lengths
- For a short term adoption or as temporary supply

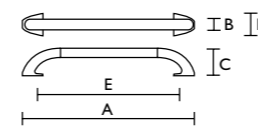
Screws are not included in the scope of supply for these products.

Technical data

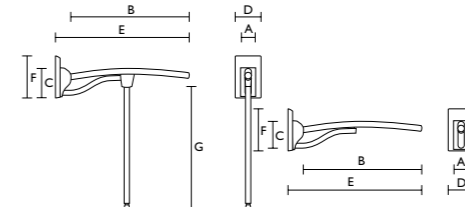
For more comprehensive pre-sales information about this product, including the product's user manual, please see your local Invacare website.

Order numbers	Invacare H140	Invacare H141	Invacare H142	Invacare H143	Invacare H144	Invacare H335	Invacare H345	Invacare H170	Invacare H171	Invacare H172
Grab handle (pack of 1)					H144					
Grab handle (pack of 3)	1525875	1525876	1525877	H143						
Support folding handle						H335				
Rest folding handle with supporting leg							H345			
Suction grab handle (pack of 3)								1606999	1526476	1526477
Dimensions										
Length (A)	250 mm	400 mm	500 mm	600 mm	800 mm	-	-	290 mm	400 mm	500 mm
Width (B)	35 mm	35 mm	35 mm	35 mm	35 mm	40 mm (A)	40 mm (A)	35 mm	35 mm	35 mm
Depth	-	-	-	-	-	620 mm (B)	620 mm (B)	-	-	-
Height (C)	105 mm	105 mm	105 mm	105 mm	105 mm	135 mm	135 mm	72mm	75 mm	75 mm
Total width (D)	65 mm	65 mm	65 mm	65 mm	65 mm	135 mm	135 mm	95 mm (E)	100 mm (E)	100 mm (E)
Total length	-	-	-	-	-	-	-	300 mm	450 mm (D)	550 mm (D)
Total depth	-	-	-	-	-	700 mm (E)	700 mm (E)	-	-	-
Total height	-	-	-	-	-	220 mm (F)	220 mm (F)	-	-	-
Inside length (E)	125 mm	275 mm	375 mm	475 mm	675 mm	-	-	105 mm	165 mm (F)	270 mm (F)
Height, supporting leg (G)	-	-	-	-	-	-	635 - 645 mm	-	-	-
Depth, folded	-	-	-	-	-	170 mm	170 mm	-	-	-
Height, folded	-	-	-	-	-	820 mm	840 - 850 mm	-	-	-
Ø Suction cup	-	-	-	-	-	-	-	80mm	93 mm	93 mm
More info										
Weight	0.3 kg	0.5 kg	0.6 kg	0.7 kg	0.9 kg	3.0 kg	3.5 kg	0.35 kg	0.5 kg	0.6 kg
Load capacity	120 kg	120 kg	120 kg	120 kg	120 kg	120 kg	120 kg	30 kg	30 kg	30 kg
Colour	White	White	White	White	White	White	White	Blue-white	Blue-white	Blue-white

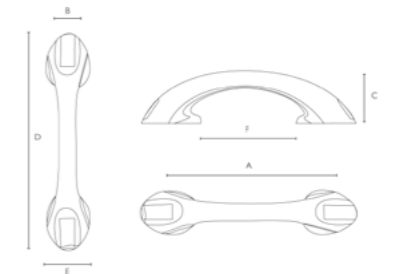
Invacare **H140 - H144**



Invacare **H335/H345**



Invacare **H170 / H171 / H172 Stileo**



Tel: +44 61 487 70 70
 hqeuropa@invacare.com
 www.invacare.eu.com

Invacare International GmbH
 Neuhofweg 51
 4147 Aesch BL
 Switzerland



Yes, you can.®