


AQUATEC®
Major





With its large lying area, the full-length platform bath lift *Aquatec Major* offers the optimal solution for users who can only bath in lying position. It is custom-made to the dimensions of the bathtub and thus ensures the maximum safety during transfer. The platform bath lift is operated hydraulically and can be obtained for three weight classes: 20 - 70 kg, 50 - 130 kg, 100 - 150 kg. The removable and machine-washable cover is available in white or blue.

Build to order: Please complete the dimensions sheet.



Stationary backrest

Supports seating position on the *Major*.

- 13645** Blue
- 13646** White



Hydraulically reclining backrest by up to 45°

Allows user to lie back in the bathtub. The backrest can be steplessly adjusted.


- 13699** Blue
- 13700** White



Stationary special backrest

With individually adjustable side parts.


- 13651** Blue
- 13652** White



Special backrest, hydraulically lowerable to 45°

With individually adjustable side parts. Allows user to lie back in the bathtub. The backrest can be steplessly adjusted.


- 13705** Blue
- 13706** White



Height-adjustable headrest

With individually adjustable side parts to securely support the head and neck area. Can be attached to every backrest, highly recommended for the reclining backrest and special backrest.

- 13639** Blue
- 13640** White



Footrest

For optimal support when using the *Major* in combination with a backrest. Can be adjusted to the individual's height in three levels.

- 13711** Blue
- 13712** White



Postural belts

For increased patient safety.

- 10119** Chest belt for stationary backrest
- 10121** Chest belt for stationary special backrest
- 10077** Pelvic belt
- 10076** Leg belt



Wedge-shaped cushions

To support the knee area. Optionally filled with foam or quartz sand (to prevent any lifting).

- 13687** Blue, foam filling
- 13693** Blue, sand filling
- 13688** White, foam filling
- 13694** White, sand filling



Special cushions

With side cushions, to attach to every backrest with the exception of the special backrest. Can also be used for individual support.

13681 Blue

13682 White

Head cushions (not shown)

13675 Blue

13676 White



Stopper/abduction unit

Prevents slipping from the seat surface.


1525932 Blue (ø 7 cm)

1525933 Blue (ø 12 cm)

Colours

Blue

White



QR
Code

Tel: +41 61 487 70 70
hqeurope@invacare.com
www.invacare.eu.com

Invacare International GmbH
Benkenstrasse 260
4108 Witterswil
Switzerland



Yes, you can.®

