

AQUATEC®

Toilet seat raisers





Invacare H304

- Toilet seat raiser made of soft, skin-friendly material
- Raises the toilet seat by 90 mm
- Fits on the toilet easily and safely, no assembly required
- Large hygiene recess at the front for easy personal hygiene

Invacare H301

- Toilet seat raiser
- Very easy to attach to the toilet
- Smooth surface for easy cleaning
- Large hygiene recess (250 x 190 mm)

Aquatec® 90

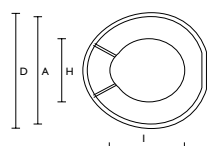
- Toilet seat raiser
- Raises the toilet seat by 100 mm
- Attached safely to the toilet with two side clamps
- Large turning knobs for quick attachment and detachment
- Particularly high load capacity: 225 kg

Technical data

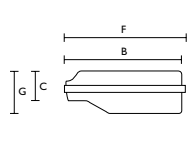
For more comprehensive pre-sales information about this product, including the product's user manual, please see your local Invacare website.

Order number	Invacare H304	Invacare H301	Aquatec® 90
Toilet seat raiser	1575059		
Toilet seat raiser with lid			8.01.001
Toilet seat raiser without lid		152262	8.00.001
Dimensions			
Seat width	385 mm (A)	365 mm (A)	365 mm (A)
Seat depth	430 mm (B)	385 mm (B)	395 mm (B)
Seat height	90 mm (C)	-	-
Seat height front	-	125 mm (C)	105 mm (C)
Seat height rear	-	135 mm (D)	115 mm (D)
Total width	400 mm	380 mm	-
Total width (with lid)	-	-	380 mm (E)
Total width (without lid)	-	-	375 mm
Total depth	435 mm (F)	400 mm (F)	410 mm (F)
Total height	135 mm (G)	185 mm (G)	-
Total height (with lid)	-	-	135 mm
Total height (without lid)	-	-	125 mm (G)
Width of opening	225 mm (H)	190 mm (H)	210 mm (H)
Depth of opening	275 mm (I)	250 mm (I)	270 mm (I)
More info			
Weight	2.2 kg	0,9 kg	-
Weight (with lid)	-	-	1,6 kg
Weight (without lid)	-	-	1,1 kg
Load capacity	125 kg	135 kg	225 kg
Colour	Blue	White	White

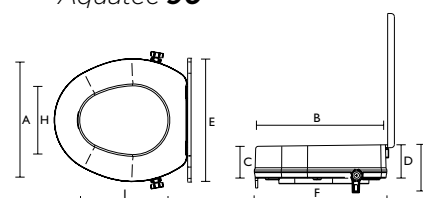
Invacare H304



Invacare H301



Aquatec 90





Invacare **H430A/2**

- Toilet seat raiser
- Individual adjustment to the user - via three different seat heights and the seat angle
- Swing-away armrests for additional support when sitting down and standing up
- Screwed firmly to the toilet bowl to ensure a secure seat position



Aquatec® **900**

- Securely attached toilet seat raiser
- Individual adjustment to the user at any time, no tools required:
 - three different seat heights
 - three different angles, lower at the front
- Fold-way, ergonomic armrests for additional support when sitting down and standing up
- Available with or without armrests.
- Seat can be folded up in all setting positions - ease of cleaning



Aquatec **90000**

- Toilet seat raiser
- Available in three different seat heights: 20 mm, 60 mm or 100 mm
- Swing-away, ergonomic armrests for additional support when sitting down and standing up
- Innovative clip system: The lid and toilet seat can be removed from the base; no tools are required

Technical data

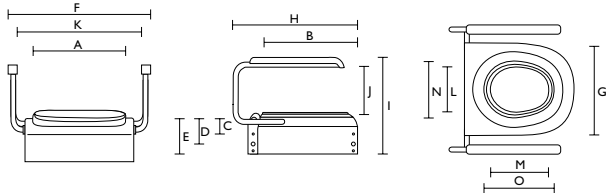
For more comprehensive pre-sales information about this product, including the product's user manual, please see your local Invacare website.

Order numbers	Invacare H430A/2	Aquatec® 900	Aquatec 90000
Toilet seat raiser with armrests	H430A/2	10128-10	8.31.101 (seat height 100 mm) 8.31.111 (seat height 60 mm) 8.31.121 (seat height 20 mm)
Toilet seat raiser without armrests		10129-10	
Accessories: Adapter for forward-inclined assembly			1470825

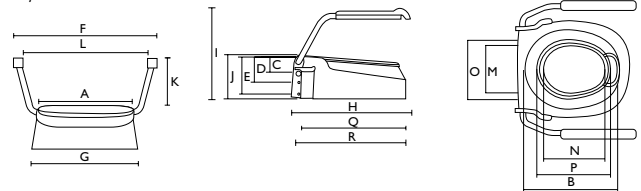
Dimensions			
Seat width	360 mm (A)	360 mm (A)	365 mm (A)
Seat depth	390 mm (B)	425 mm (B)	390 mm (B)
Seat height 1	60 mm (C)	60 mm (C)	20 / 60 / 100 mm (C)
Seat height 2	100 mm (D)	100 mm (D)	-
Seat height 3	140 mm (E)	150 mm (E)	-
Total width with armrests	570 mm (F)	590 mm (F)	540 mm (D)
Total width without armrests	395 mm (G)	430 mm (G)	380 mm (E)
Total depth	480 mm (H)	490 mm (H)	475 mm (F)
Total height	355 mm (I)	-	-
Total height with armrests	-	380 mm (I)	230 / 270 / 310 mm (G)
Total height without armrests	-	180 mm (J)	30 / 70 / 110 mm (H)
Height, seat to armrests	200 mm	200 mm (K)	200 mm (I)
Width between the armrests	470 mm (K)	510 mm (L)	450 mm (J)
Width of the splash guard	230 mm (L)	205 mm (M)	-
Depth of the splash guard	235 mm (M)	260 mm (N)	-
Width of opening	260 mm (N)	225 mm (O)	205 mm (K)
Depth of opening	300 mm (O)	285 mm (P)	275 mm (L)
Length, fit 1	-	420 mm (Q)	-
Length, fit 2	-	440 mm (R)	-

More info			
Weight	6.2 kg	-	-
Weight with armrests	-	5.0 kg	4.4 kg (SH:100 mm) 4 kg (SH:60 mm) 3.6 kg (SH:20 mm)
Weight without armrests	-	2.7 kg	-
Load capacity	120 kg	120 kg	150 kg
Colour	White	White	White

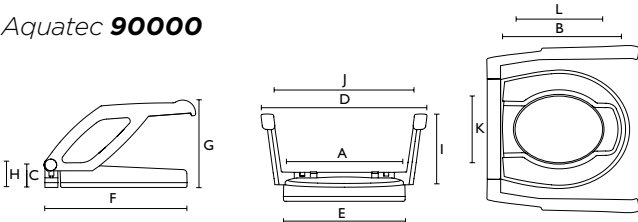
Invacare **H430A/2**



Aquatec **900**



Aquatec **90000**



QR
Code

Tel: +41 61 487 70 70
hqeurope@invacare.com
www.invacare.eu.com

Invacare International GmbH
Benkenstrasse 260
4108 Witterswil
Switzerland

