

Walking Frames



Invacare **Asteria**



Safe, stable and lightweight

Single release folding walking frame made of anodized aluminum.

User friendly

Designed for easy use in small spaces and over the toilet
One button to press and fold
Large range of height adjustments (770 - 950mm, every 20mm)
Lightweight: easy to lift and maneuver

Comfort

Soft hand grips for comfort and long-lasting wear
Folds easily for transport or storage
Lower side brace stiffens the frame and adds stability
Accessory front wheels available


Features and Options



Folded width: 120mm



Single button to press and fold



Soft handgrips provide excellent grip and comfort




Technical data

For more comprehensive pre-sales information about this product, including the product's user manual, please refer to your local Invacare website.

Total width	630 - 660 mm
Width between handles	395 mm
Width between back feet	530 - 550 mm
Total depth	440 - 450 mm
Height adjustment	780 - 905 mm
Weight	3 kg
Weight capacity	135 kg

Colour

Grey



Please notice color may vary slightly from the displayed above.

Item code

1515569

Accessories for **Asteria** and **Brio**



6270E:

pair of fixed front wheels (diameter 76mm).

Attention: the minimum and maximum height of the walking frame changes when equipped with accessory wheels.

Invacare **Brio**



Comfort and quality

Dual release anodized aluminum walking frame.

Quality

Light and easy to lift and maneuver
Folds easily for transport or storage
Lower side brace stiffens the frame and adds stability
Offered in junior and adult version depending on the user's size

Comfort

Designed for easy use in small spaces and over the toilet
Folding mechanisms are easy to reach from a seated position
Adult version is height adjustable from 770-950mm, junior vers. from 640-820mm
Compact: only 100mm deep when folded
Accessory wheels and pouch available


Technical data

For more comprehensive pre-sales information about this product, including the product's user manual, please refer to your local Invacare website.

Total width	610 - 630 mm (Adult) / 600 - 630 mm (Junior)
Width between handles	430 mm
Width between back feet	520 - 540 mm (Adult) / 510 - 540 mm (Junior)
Total depth	430 - 460 mm
Height adjustment	770 - 950 mm (Adult) / 640 - 820 mm (Junior)
Weight	2,7 kg (Adult) / 2,5 kg (Junior)
Weight capacity	135 kg

Colour

Grey



Please notice color may vary slightly from the displayed above.

Item code

Adult version **6291E-A**
Junior version **6291E-JR**

Invacare **Foria**



Two step walking frame

Walking frame made of anodized aluminum with sit to stand assistance.

Safe

Two stages of grips to help the user ease from a sitting to standing position
Lightweight: easy to lift and maneuver
Lower side brace stiffens the frame and adds stability

Comfort

Designed for easy use in small spaces and over the toilet
One button to press and fold for transport or storage
Adjustable height settings (790 - 920mm).
Comfortable foam hand grips


Technical data

For more comprehensive pre-sales information about this product, including the product's user manual, please refer to your local Invacare website.

Total width	640 - 655 mm
Width between handles	420 mm
Width between back feet	590 - 610 mm
Total depth	490 - 510 mm
Height adjustment	795 - 920 mm
Weight	3 kg
Weight capacity	130 kg

Colour

Grey



Please notice color may vary slightly from the displayed above.

Item code

P421B

Invacare **Aventia**



Moves forward in step with the user

Folding reciprocal walking frame made of anodized aluminum.

Reciprocal

- Allows to lift up one side of the frame at a time for a natural walking pattern
- Moves forward in step with the user

Comfort

- Lightweight: easy to move and maneuver
- Adjustable height settings (780 - 910mm)
- Comfortable foam hand grips
- Folds easily for transport or storage


Technical data

For more comprehensive pre-sales information about this product, including the product's user manual, please refer to your local Invacare website.

Total width	690 - 720 mm
Width between handles	410 mm
Width between back feet	610 - 640 mm
Total depth	440 - 450 mm
Height adjustment	780 - 910 mm
Weight	2,9 kg
Weight capacity	100 kg

Colour

Grey



Please notice color may vary slightly from the displayed above.

Item code

P402

Invacare **Escort**



0435CE:
pair of fixed front wheels
(diameter 114mm).

Lightweight, stable and safe

Fixed walking frame made of anodized aluminum

- Outward angled feet provide greater stability
- Very light: only 2 kg
- Adjustable height settings (770 - 850mm)
- Accessory front wheels available


Technical data

For more comprehensive pre-sales information about this product, including the product's user manual, please refer to your local Invacare website.

Total width	620 - 630 mm
Width between handles	360 mm
Width between back feet	540 - 550 mm
Total depth	390 - 400 mm
Height adjustment	770 - 850 mm
Weight	2 kg
Weight capacity	130 kg

Colour

Grey



Please notice color may vary slightly from the displayed above.

Item code

P435B

QR
Code

Tel: +41 61 487 70 70
hqeurope@invacare.com
www.invacare.eu.com

Invacare International GmbH
Benkenstrasse 260
4108 Witterswil
Switzerland



Yes, you can.®

