

Fox™



Building flexibility
through innovation

LiNX®



The *Invacare Fox* is packed with innovations to make life more manageable for everyday powerchair users. This remarkable powerchair has **adjustable seating** for different user needs, and its **pendulum axis** and **optimized battery position** ensure excellent traction outdoors.

- Compact yet efficient
- Quick to dismantle and fold
- Easy set-up and fast delivery
- Simply Smart LiNX control system



Compact and efficient

The *Invacare Fox* has been designed to maximise independence for users' everyday lives. As well as meeting their practical needs, the **Fox** is also very **comfortable and safe**.

Thanks to its **efficient motors** it is ideal for those wanting to travel a few kilometres extra every day, as well as users looking for a **compact** powerchair.



Quick to dismantle and fold

If required, the **Fox** can be dismantled and folded **quickly and easily**. The seat can be disconnected by a **quick release lever** at the front and locks into place when swivelled back. The entire unit can be **manually tipped** when folded and manoeuvred, making it **easy to store** or convenient to deliver.

Easy set-up and fast delivery

The *Invacare Fox* is easy to set-up and adapt to each user's specific needs. It can be changed from a short to an extended wheelbase to **counteract any stability limitations** and settings can be stored and retrieved. **Fast delivery times** are guaranteed.

Simply Smart LiNX control system

Invacare LiNX is our **new insight inspired control system** that **learns over time** to bring a **revolutionary driving experience** to users. Thanks to its **unique modular design**, this **futureproof system** can be **seamlessly expanded and tailored** to complement users' changing needs. The **Fox** was designed to make life more manageable for everyday powerchair users and now, with **LiNX**, users will find that the chair is even more responsive, providing a steady and predictable driving experience for users. Features include:



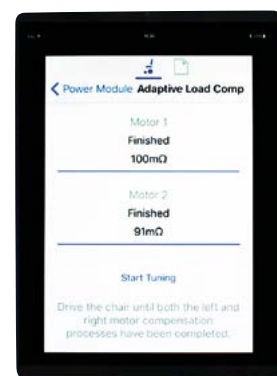
Enhanced control system

Ergonomically designed **LiNX** user controls bring a new level of simplicity and control to users. Also available is the **LiNX** attendant control allowing professionals and carers to benefit from the steady and predictable drive experience.



Real-time programming and diagnostics

Take advantage of quicker and easier programming with **LiNX** wireless functionality. Professionals can connect to the controller on the **Fox** via Bluetooth allowing programming and maintenance updates to be made wirelessly, as well as accessing live chair diagnostics, all in real time.



Features and options



Folding mechanism

More links than a traditional crossbar for better stress distribution and reduced wear.



4-point tie downs

The design's attention to detail includes built-in, crash tested tie-downs.



Aluminium rear wheels

A choice of stylish aluminium rear wheels are available with matching silver rim castors.



5-way adjustable seat

The *Invacare Fox* features a 5-way adjustable seat for maximum flexibility. The seat height, angle, width, depth and backrest angle can all be adapted to suit a wide range of clients.



Fold-down back

Thanks to its memory function the **Fox** is immediately ready to go when unfolded.



Short and extended wheelbase settings

The modular design caters for flexible handling and installation. The short wheelbase can be set to an extended version without any additional parts.



Battery pack

A unique, easy removable and stylish battery pack accepts different battery sizes.



Kerb climber

An attachment for the kerb climber is built-in, so it can be retrofitted with very little effort.



Castor locks

The castor lock enables easy folding and is useful for users who have difficulties reversing down ramps.



Headrest

Rea neck and headrests are available as optional extras.




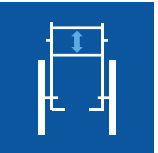
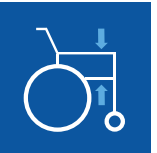



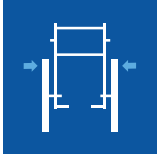










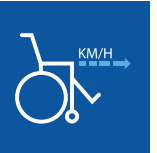



Oxygen bottle holder

Available as an optional extra and fits common bottle sizes.

Technical data

For more comprehensive pre-sales information about this product, including the product's user manual, please see your local Invacare website.

Invacare Fox	Seat width  350 ¹ , 400, 450, 500 ² mm	Seat depth  400, 430, 460, 490 mm	Seat height  480 / 510 ³ mm	Backrest height  490 / 570 mm	Armrest height  230 - 280 mm 205 - 255 ¹ mm	Length of footrests  350 - 450 mm	Seat angle  0, 2, 4, 6, 8°
	Backrest angle  85, 95, 105, 115°	Driving unit width ⁴  590 ⁴ mm	Total height  1010-1120 ⁵ mm	Total length inc. Footrests ⁴  1015 / 1045 ⁵ mm	Total width, folded  540 x 590 x 540 mm ⁴	Total weight  ca. 79 kg ⁵	Max. User weight  127 kg
Invacare Fox	Battery capacity  ca. 34, 40, 50 Ah	Turning diameter  1600 / 1630 ⁵ mm	Max. Climbable obstacle height  60, 100 mm ⁶	Max. Safe slope  10.5% / 6°	Motor capacity  2 x 200 W	Speed  3, 6, 8 km/h	Driving range  up to 40 km ⁷








1. With inrigged armrest
2. By armrest adjustment
3. Without seat cushion at 4° tilt (450 / 480 mm at 0° tilt)
4. Wheelbase
5. Depending on configuration
6. With kerb climber
7. According to ISO 7176-4: 40 km - 45/50 Ah (3 / 6 km/h)
32 km - 40 Ah (3 / 6 km/h)
27 km - 34 Ah (3 / 6 km/h)
32 km - 45/50 Ah (8 km/h)
27 km - 40 Ah (8 km/h)

The LiNX word, mark and logos are registered trademarks owned by Dynamic Controls and any use of such marks by Invacare is under license.

Fulfils the requirements of ISO 7176-19

Shroud colours

Silky Matt Black	Pearl Night Blue	Metallic Silver	Transparent Cherry Red	White
				



Scan here to access the LiNX website.

Tel: +41 61 487 70 70
hqeurope@invacare.com
www.invacare.eu.com

Invacare International GmbH
Benkenstrasse 260
4108 Witterswil
Switzerland



Yes, you can.®



© 2018 Invacare International GmbH. All rights reserved. All information quoted is believed to be correct at time of print. Invacare reserves the right to alter product specifications without prior consultation. Fox Modulite - EU - 10/2018