

NordBed™ Essential



HOMELY AESTHETICS | FALL PREVENTION | COMFORT



Yes, you can.®

The NordBed Essential features homely aesthetics, ensuring the perfect fit for most nursing home environments. With advanced comfort and simple functions, clients will feel the fluidity while repositioning in bed. The NordBed Essential is a solid all-round bed for nursing homes, and with the low height of only 28 cm, clients will feel safe and secure during the night.

Comfort and safety

The built-in auto-regression **reduces shear** significantly when bringing the client to a sitting position and enhances **pressure distribution**. The optimised length of the mattress support sections are set according to anthropometric measurements, which allows the profiling mattress platform to **fit and support** most adults. For the taller clients, the NordBed Essential has a built-in length addition of 10 cm and an additional 10 cm, is optional as an accessory.



The low height also allows **safe transfers** and enables shorter clients to reach the floor, enabling getting to a standing position easily and safely.

Design

The NordBed Essential is available in a variety of modern bed end styles, wood finishes and painted surfaces.

With the **homely aesthetics**, the NordBed Essential fits into nursing home environments and depending on the need and personal taste the NordBed Essential can be configured with a range of side panels, side rails and more.



Perfect working environments for the care staff

- ▶ Optional central brakes
- ▶ Easy removable head and foot board
- ▶ Height adjustable from 28 - 82 cm

4

EXCLUSIVE FEATURES

1

Auto-regression

- ▶ Standard feature for reducing shear when profiling the backrest and to increase comfort

3

Combined backrest and knee bed movement

- ▶ Reduces the risk of pushing the client down the bed when coming to a sitting position
- ▶ Reduces shear

2

28 cm lowest height

- ▶ With standard castors of 12,5 cm
- ▶ Safe transfers
- ▶ Fall prevention

4

Optimised mattress platform

- ▶ Dimensions of the support sections are according to anthropometric measurement to fit to and support most adults

Additional features

- ▶ **Optional Central brake system**
 - Safe manoeuvrability
 - Easy manoeuvrability for care staff
- ▶ **Optional Anti-Trendelenburg and Trendelenburg**
 - Supports care staff when repositioning the client in bed
 - Easy to adjust and redistribute pressure
- ▶ **Integrated extendable mattress platform**
 - Additional 10 cm length to suit the client's needs is available as an optional kit





► The easy recognisable colours have been chosen in collaboration with experts

Hand control ▲

Easy recognisable colours for clients who are weak-sighted

Technical data ▼

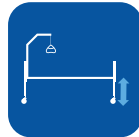
For more comprehensive pre-sales information about this product, including the product's user manual, please see your local Invacare website.



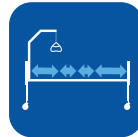
Width outside
Width inside ▼



Length outside
Length inside ▼



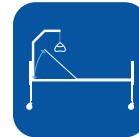
Height
adjustment ▼



Mattress
support
dimensions ▼



Under bed
clearance ▼



Backrest
angle ▼

NordBed Essential

100 / 90 cm

213 / 200 cm

28 - 82 cm

80-16-30-64 cm

15 cm

0 - 70°



Thigh angle ▼



Legrest lift ▼



Anti-
Trendelenburg /
Trendelen-
burg ▼



Max. user
weight ▼



Total weight
(without bed
ends) ▼



Heaviest part of
the product ▼

NordBed Essential

0 - 37°

0 - 5°

+/-15°

170 kg


90 kg

90 kg

NB: The bed must not be used by patients under 12 years of age, or by patients with body size equivalent to an average 12 year old or smaller.

Frame colour ▼

Woodwork ▼



Aluminium
grey



Beech



Oak



Umber



Beech/
pale blue



Pale blue



White

Tel: +44 61 487 70 70
hqeurope@invacare.com
www.invacare.eu.com

Invacare International GmbH
Neuhofweg 51
4147 Aesch BL
Switzerland



Yes, you can.®



© 2023 Invacare International GmbH. All rights reserved. All information quoted is believed to be correct at time of print. Invacare reserves the right to alter product specifications without prior consultation. EU - 04/23