



## HEADREST SERIES

Taking head support to the next level





Pictured: Matrix Elan headrest with Ellipse headpad



## Clinician-Led Design

As a leading global expert in precision seating and positioning, Matrix® products are meticulously crafted with innovative, clinician-led design.

### PRECISION



Every specification developed by our clinician-led team aims for efficiency, quality and a precise quality fit.

### COMFORT



Contoured interchangeable headpads with optional HUG cushion insert gives extra immersion, envelopment and enhances overall comfort.

### SUPPORT



Highly adjustable and anatomically shaped designs promote enhanced natural alignment to maximise functionality within the wheelchair.



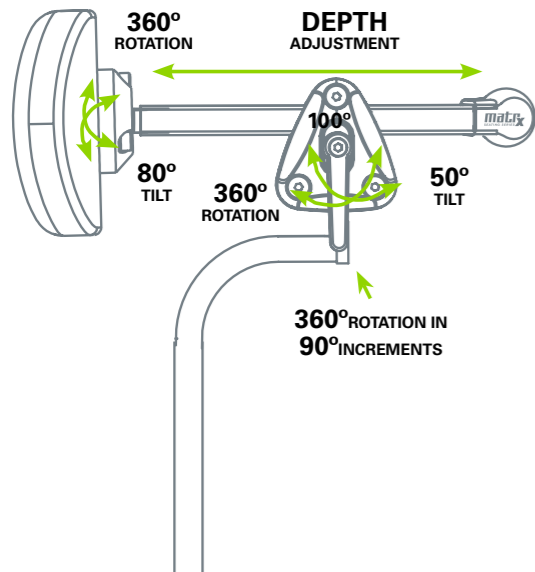
## Headrest Series

Matrix® headrests provide bespoke and effective postural support so that people can achieve maximum functionality and experience an enhanced quality of life.

We believe in creating the right support first time, which is why our headrests are designed with simple and highly configurable hardware options and can be combined with a range of supportive and pressure-relieving headrest pads.

## Simple and intuitive

Matrx<sup>®</sup> Loxx<sup>™</sup> is a simple and intuitive headrest that offers a sleek and effective head support. With 4 adjustment points, the configurable hardware is a solution suitable for a wide range of needs.



### EASY SETUP

Create the right support first time with the adjustment lever, allowing easy and intuitive position changes. Attachment knob for removal or height adjustment.



### SECURE HOLD

This unique patent pending design has been crash tested and ensures a secure and superior hold, without any movement.



### ADJUSTABLE

Moderate kyphosis and asymmetrical postures can easily be accommodated, helping people to be supported in everyday tasks.

## m Take a Closer Look



### OPTIMAL PAD ORIENTATION

Dual pivot balls and slide bar for optimal pad orientation.

### MULTIPLE MOUNTING POSITIONS

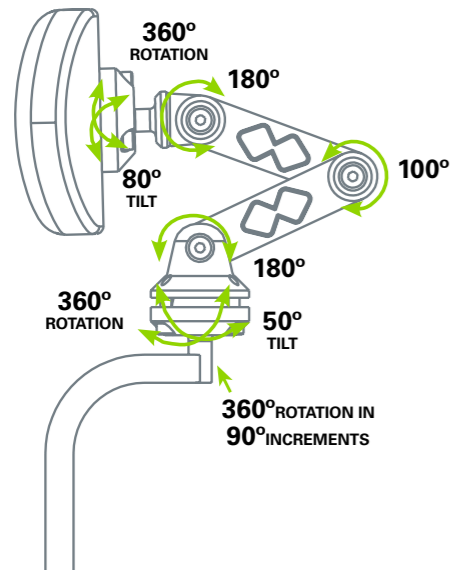
Curved vertical post for lateral or forward mounting positions.

### IMPROVED SAFETY

Protective urethane tip for high visibility

## Multi Adjustable

Matrx<sup>®</sup> Elan is a compact and lightweight headrest with extremely adjustable hardware that offers maximum support and comfort. With 6 adjustment points, its our most adjustable hardware yet, offering a solution for the widest range of applications.



### VERSATILE

Innovative hardware offers numerous positioning capability for more complex needs including more extreme kyphosis as well as swing-away function for easier transfers.



### STRONG HOLD

This crash tested design, has an innovative, multi-disc locking feature that provides significant and reliable holding strength.



### EASY SETUP

Set up quickly and effectively with a single Allen key, while the adjustment levers make it easy to change the position. Attachment knob for removal or height adjustment.



## Take a Closer Look



AWARD WINNING DESIGN

### EXTENDED HARDWARE

Also available for reaching more severe kyphosis postures – includes an extra link

### 2 POST OPTIONS

Standard (380mm) and mini (280mm) to complement paediatric to adult applications

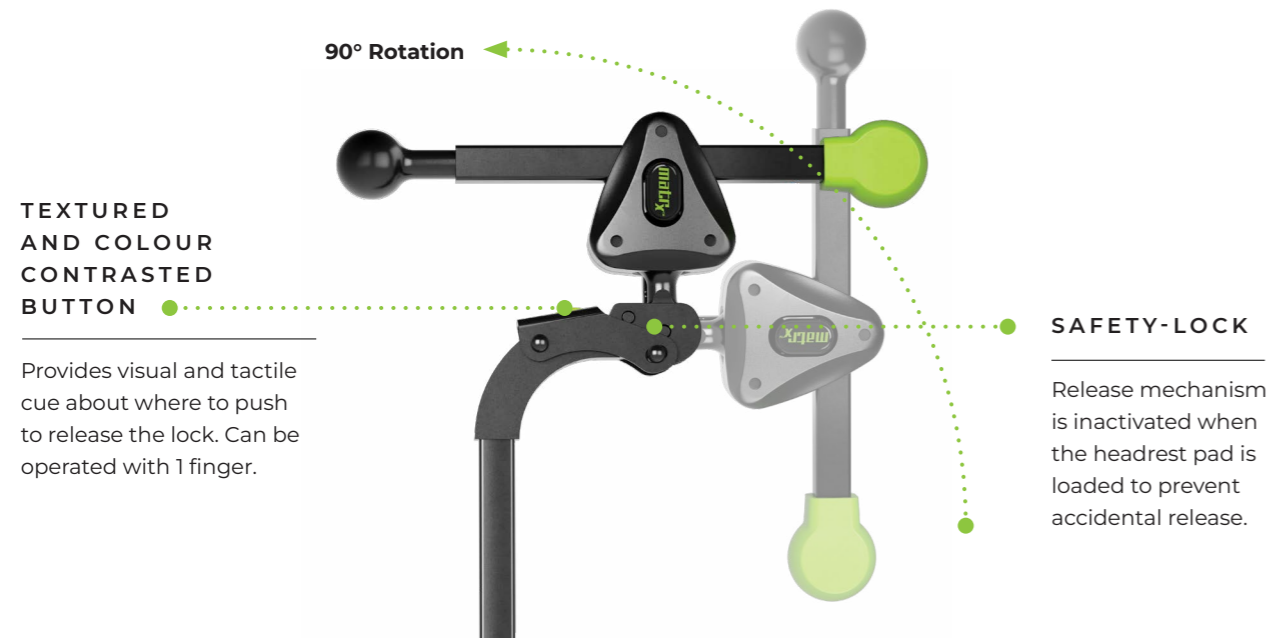
### CURVED VERTICAL POST

For lateral or forward mounting positions

# matrx® FLIPP

New optional flip back option available on our Matrx® Elan and Matrx® Loxx headrests. It allows you to temporarily move the headrest out of the way without affecting the original settings or detaching from the wheelchair.

Matrx® FLIPP allows carers to manage daily routines such as transfers, grooming and hygiene activities more easily. It can also be useful when greater head mobility is desired.



## M Mounting and Compatibility



### INTERFACE INSERTS

Allows Matrx® headrests to be fitted to our Flex 3 headrest receivers.

### MOUNTING PLATE KIT

A mounting plate kit with an ergonomic low profile adjustment knob is included with all Matrx® headrests. This allows it to be attached to most solid back supports. The kit also includes a shim for when additional clearance is required.

## **m** Headpads

### HIGHLY COMFORTABLE

Dual density foam provides immersion and prevents bottoming out. Molded foam surrounds backing plates for extra protection.

### CUSTOM FIT

Less than half of the weight of comparable steel plated pads. Aluminum plates can be formed to desired shape.

### EASY MAINTENANCE

Zipped cover options for easy laundering. Moisture resistant fabric or wipedown option for infection control.



### 2 OCCIPITAL PAD

Supports the occipital and sub-occipital areas of the head. Available in two sizes.



Available with a HUG

### 3 ELLIPSE PAD

Provides posterior and lateral support. Available in three size.



### 4-POINT

Supports occipital and temporal areas of the head. Available in two sizes.

## **m** Options

### **matrx**<sup>®</sup> HUG

Machine-washable cushion alternative to the high-resilient moulded foam. Made with Stamina Fibre<sup>®</sup> for extra comfort, breathability and microclimate regulation. Available in Ellipse headrest shape and sizes.



### **matrx**<sup>®</sup> SNUG

NEW

Designed for comfort, this headpad helps maintain upright head posture with gentle lateral support. Soft, breathable cushioning keeps you cool and StaminaFiber filling gives lasting, hypoallergenic comfort. Easy to remove, wash and dry, for everyday convenience, cleanliness and peace of mind.



### HEADBAND

Comfortable neoprene forehead support. Simple keyhole attachment for ease of application. Inside of band includes non skid surface.



## Tech Data

### PAD OPTIONS

#### Ellipse Pad

Small 150x90mm  
 Medium 250x130mm  
 Large 360x130mm








#### Occipital Pad

Small 230x180mm  
 Large 310x200mm

#### 4 Point Pad

Small 290mmx180mm  
 Large 280x260mm

### HARDWARE OPTIONS

	Loxx	Elan Mini	Elan	Elan Extended
 Vertical Post . . . . .	380mm	280mm	380mm	380mm
 Depth Adjustment . . . . .	115mm	260mm	260mm	250mm +76mm
 Laterally . . . . .	90° (50mm)	90° (50mm)	90° (50mm)	90° (50mm)
 Tilt Range Hardware . . . . .	50°	50°	50°	50°
 Tilt Range Pad . . . . .	80°	80°	80°	80°
 Tilt Link . . . . .	0°	180°+100°+180°	180°+100°+180°	180°+100°+180°
 Rotation . . . . .	360°	360°	360°	360°



\* Invacare® Matrix® Elan® and Invacare® Matrix® Loxx™ Headrest Hardware passed Frontal Impact Sled Testing. Tested in accordance with ISO 16840-4 (2009); Wheelchair Seating – Part 4: Seating Systems for Use in Motor Vehicles. Suitable for use in conjunction with wheelchairs compliant with ISO 7176-19 (2022): Wheelchairs-Part 19: Wheelchairs for use as seats in motor vehicles.

\*\* + 70 mm lateral range



[invacare.eu.com](http://invacare.eu.com)

© 2026 Invacare International GmbH. All rights reserved. All information quoted is believed to be correct at time of print. Invacare reserves the right to alter product specifications without prior consultation. EU – 17042026