

Action³_{NG} Rocking Chair



An innovative 6 wheeler with tilt

MANOEUVRABILITY | CONFIGURABILITY | COMFORT



The **Action³_{NG} RC** is a 6 wheeled manual wheelchair, designed from the successful **Action³_{NG}**. Sharing an extensive range of cross-compatible options and accessories with the renowned Action range, this highly configurable foldable chair can be set-up to meet many individual needs. By moving the rearwheels forward, it provides easier access to the handrims, and enhances manoeuvrability. This outstanding design offers a unique resting position: thanks to the wheels added at the back. The chair can easily be tilted and is able to achieve 25° of seat tilt.

- ▶ Enhanced manoeuvrability compared to a standard 4 wheeled manual chair
- ▶ Mechanical tilt position that can be achieved individually or by a caregiver with a smooth motion.
- ▶ If equipped with elevating legrests, a comfort backrest and **Flo-shape** seat cushion, the **Action³_{NG} RC** is truly a solution for a foldable, lightweight and transportable comfort wheelchair
- ▶ The two extra rearwheels ensure a very stable tilt position for safety.

Better manoeuvrability

Due to its central wheels, the radius is shorter compared to a standard manual wheelchair, enabling effortless indoor use.

With the central wheels:

- ▶ Easier access to the handrims
- ▶ Position of upper limbs are in a more natural and ergonomic position
- ▶ Less force is needed for propelling, this improves the driving performance
- ▶ Less stress on the shoulders



Resting position

The **Action³_{NG} RC** is equipped with two articulated 5" rear wheels, offering the possibility to tilt the chair to reach a 25° tilt. To tilt the chair independently, only a quick push from back to front on the handrim is needed. Alternatively, a caregiver is able to tilt the chair onto the central and rear wheels effortlessly.

This innovative functionality provides a resting position at any time during the day and allows a release of the pressure points. The propelling wheels position can be adjusted and offers 3 positions so that the best wheel position can be achieved.



6

EXCLUSIVE FEATURES

1 Mechanical tilt position


- ▶ 25 degree tilt allows a resting position

3 Swing away detachable armrest

- ▶ With the ergonomic foam handle, armrests facilitate lateral transfers.

2 Security lever

- ▶ Activated while propelling, enables users to overcome maximum 65 mm small obstacles
- ▶ Must be deactivated to put the chair into a tilting position




4 Enhanced Manoeuvrability

- ▶ Compared to a standard 4 wheel manual chair

5 Cable actuated brakes

- ▶ Follows the central wheels position
- ▶ **Action³NG RC** can be securely parked even in a tilted position



A compact design and a controlled weight

6






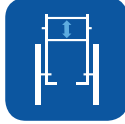

- ▶ The driving unit width and the total width folded are the exact same compared to the **Action³NG**, which are:
 - Driving unit width: seat width + 190 mm
 - Total width folded: 295 mm








Total weight is 17.6 kg, means only + 3.4 kg heavier compared to the **Action³NG**. The total length has been optimized to equal to an **Action³NG** with rear anti-tippers.








Technical data ▼


For more comprehensive pre-sales information about this product, including the product's user manual, please see your local Invacare website.

							
	Seat width ▼	Seat depth ▼	Seat angle ▼	Seat height ▼	Backrest angle ▼	Backrest height ▼	Front frame angle ▼
Action³NG RC	380 / 405 / 430 / 455 / 480 / 505 mm	400 / 450 mm	3°	460 - 485 mm	7° / 0° - 30° / -15° - +15°	350 - 510 mm	80° / 0 - 75°

							
	Length of footrests ▼	Armrest height ▼	Driving unit width ▼	Total width, folded ▼	Total length inc. footrests ▼	Total length without footrests ▼	Total height ▼
Action³NG RC	200 - 400 / 330 - 460 / 440 - 510 mm	230 / 170 - 295 mm	Seat width + 190 mm	295 mm	1036 - 1124 mm	816 - 890 mm	810 - 1040 mm

					
	Max. safe slope ▼	Radius ▼	Max. user weight ▼	Total weight ▼	Mass of the heaviest part ▼
Action³NG RC	4°	800 mm	125 kg	17,6 kg	11,2 kg

Frame colours ▼



Upholstery ▼



Please note: colours may vary slightly from those displayed here.

Tel: +41 61 487 70 70
 hqeuropa@invacare.com
 www.invacare.eu.com

Invacare International GmbH
 Benkenstrasse 260
 4108 Witterswil
 Switzerland