



**matrx<sup>®</sup> LIBRA**



## **LIBRA CUSHION**

Customised Skin Protection and Support





# matrx<sup>®</sup> LIBRA

## Clinician-Led Design

Introducing Matrx<sup>®</sup> Libra, a modular cushion delivering a perfect balance of immersion, offloading and envelopment. Matrx<sup>®</sup> Libra offers our highest level of skin protection and positioning across our range.


### MODULAR DESIGN

A versatile cushion that complements most manual and power wheelchairs. Available with a full range of options for adjustable and targeted skin protection and positioning.



### PRECISION

Every specification developed by our clinician-led team aims for efficiency and a precise quality fit.



### COMFORT

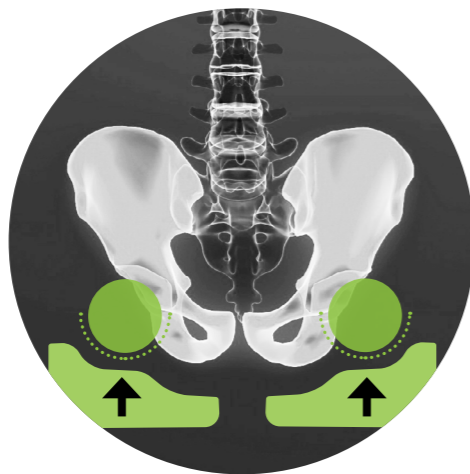
Contoured shape and fluid helps support and protect the body's natural shape.



### SUPPORT

Anatomically shaped to promote good posture and natural alignment. Available with a range of options.

## M Advanced Pressure Injury Prevention



### IMMERSION

Maximises surface contact area in order to reduce peak pressures.  
Pressure = Force/Area.



### OFF-LOADING

Transfers forces away from the ischial tuberosities with greater weight bearing on the trochanters, hips and thighs.



### ENVELOPMENT

Fluid sac completely surrounds the bony prominences, even during position changes.

## M Promotes Stability

Stability starts with the pelvis. Matrx® Libra is a contoured cushion that provides lateral trochanteric support and anterior/posterior pelvic stability. This promotes spinal extension for improved upper extremity and physiological function as well as head control.



### STABILITY

Promotes spinal extension for improved function.



**M** Modular for Custom Fit

Matrix® Libra is completely configurable for the widest range of conditions and positioning needs. The cushion options are designed to enhance immersion as well as correct or accommodate pelvic positioning.

**EASILY CUSTOMISED**



**ANTERIOR WEDGE**

Increases slope, prevents sliding and reduces shear.



**HEMI WEDGE**

For hip flexion limitations and/or lower seat height for foot propulsion.



**TAPERED WEDGE**

For enhanced adductor support.



**TAPERED WEDGE**

For obliquity and pelvic rotation when used in rear.



**LATERAL WEDGE**

Reinforces lateral stability for enhanced midline positioning.



**ABDUCTOR**

May be used to provide enhanced midline leg positioning.



**FLUID SUPPLEMENT PAD**

May be used on one side for pelvic obliquity accommodation, or bilaterally to increase the depth of the pelvic well.

## **M** Take a Closer Look

Matrx® Libra is an adjustable skin protection and positioning cushion combining our signature moulded foam and Flo-tech™ fluid with a range of options.

### **PLATILON LINER**

Protects the cushion from fluid ingress

### **CUSTOMISE**

Choose from a range of positioning options to enhance immersion, correct or accommodate pelvic posture

### **WATERFALL FRONT EDGE**

Allows full support of thighs, optimal foot positioning, easier transfers and foot propulsion



### **COVER OPTIONS**

Choose from smooth, spacer or wipedown

### **SIDE POCKET**

Convenient storage - includes quad pull cord

### **REAR CUSHION RADIUS**

38mm curved extension increases surface area for increased pressure injury prevention and stabilizes fluid in tilted positions

### **FLO-TECH™ TECHNOLOGY**

Dual layer, three chamber fluid sac for maximum protection around bony prominences. Non-temperature sensitive fluid requires no kneading or maintenance

### **MOULDED SHAPE**

Durable moulded high resilient foam provides stability in the wheelchair












## Cushion Sizes

DEPTH	WIDTH								
	35.5cm	38cm	40.5cm	43cm	45.5cm	48cm	50.5cm	53cm	56cm
30.5cm	●								
35.5cm	●								
40.5cm	●	●	●	●	●	●	●		
43cm				●					
45.5cm		●	●	●	●	●	●	●	●
50.5cm		●	●		●	●	●	●	●
56cm								●	●

## Tech Data

-  Total product weight ..... 1.6kg
-  Max. user weight ..... Std 136kg / HD 227kg
-  Thickness at Abductor .... Std 8.5cm / HD 9.1cm
-  Thickness at leg trough ... Std 5.7cm / HD 6.6cm
-  Max. cleaning temperature (Outer cover) ..... 80°C
-  Surface cleaning (Inner liner) ..... With damp cloth

### COVER OPTIONS



#### Smooth

- Water resistant
- Vapour permeable



#### Spacer

- Vapour permeable



#### Wipedown

- Water resistant
- Vapour permeable





[invacare.eu.com](http://invacare.eu.com)

© 2025 Invacare International GmbH. All rights reserved. All information quoted is believed to be correct at time of print. Invacare reserves the right to alter product specifications without prior consultation. EU – 01/25